

COVID-19 Data Update for the Parker Rotary Club

Callie Preheim, MSPH
Tri-County Health Department

March 18, 2021



Tri-County COVID-19 Resources

<https://www.tchd.org/818/Coronavirus-COVID-19>

https://data.tchd.org/covid19_resources/

Coronavirus Disease 2019 (COVID-19)

[Español](#)

Latest Updates

- March 14: [Arapahoe moves to level blue](#) on the state's dial
- March 10: [TCHD reflects on the one-year anniversary of living life during the COVID-19 pandemic](#)
- March 9: State provides [recommendations after COVID-19 vaccination in private settings](#)

Fully tested: COVID-19 vaccines



No corners were cut while making sure the vaccines are **safe and work well**.

For more information visit: covid19.colorado.gov/vaccine-faq

- March 7: State of Colorado detects [B.1.351 variant in Colorado](#) | [COVID-19 Variants FAQs](#) and [information from the CDC](#)
- March 8: State of Colorado updated [dial public health order](#)
- Sign up for our [weekly COVID-19 newsletter](#)

COVID-19 Call Center

Our call center is open from 8 a.m.-5 p.m., Monday-Friday to answer questions from providers, businesses, and the public. Call 303-220-9200 or emailing callcenter@tchd.org.

State's Vaccine Call Center

Call 1-877-CO VAX CO (1-877-268-2926) or go to covid19.colorado.gov/vaccine for general COVID-19 vaccine questions.

Find Vaccine Providers

We are now in Phase 1B.3 of the [state's vaccine distribution plan](#). Phase 1B.3 includes people 60+, frontline workers in grocery and agriculture, people 16-59 with 2 or more high risk conditions.

- View the [list of COVID-19 vaccine provider facilities \(Español\)](#). Providers on this list may or may not have vaccine currently available. These locations are not open for walk-in appointments and should be contacted directly for additional information.

Review our vaccine FAQs, the state's phases, and more on our [vaccine page](#).

Download our [Where to Get My COVID-19 Vaccine flyer](#) in English and Spanish

VACCINATED IN TRI-COUNTY AREA



1.22M
900,000
800,000
700,000
600,000
500,000
400,000
300,000
200,000
100,000

TRI-COUNTY HEALTH DEPARTMENT | COVID-19 DATA RESOURCES

Adams, Arapahoe, Douglas Counties Colorado

COVID-19 Case Dashboard

Tri-County
Health Department

COVID-19 overview dashboard containing daily updated counts/rates

COVID-19 Neighborhood Case Map

Tri-County
Health Department

Changes in current Cases/Rates by neighborhood for Adams, Arapahoe, and Douglas Counties.

COVID-19 School Districts

Tri-County
Health Department

COVID-19 School Districts

COVID-19 Hotspots Over Time

Tri-County
Health Department

COVID-19 Hotspots over time

COVID-19 Mobility Tracking

Tri-County
Health Department

COVID-19 Mobility Tracking

Mobility Tracking

COVID-19 Case Characteristics

Tri-County
Health Department

COVID-19 Case Demographics

Cases Demographics

COVID-19 Neighborhood Case Map

Tri-County
Health Department

COVID-19 Cases by neighborhood for Adams, Arapahoe, and Douglas Counties.

Neighborhoods

COVID-19 General Indicators

Tri-County
Health Department

COVID-19 General Indicators

General Indicators

COVID-19 Variance Metrics

Tri-County
Health Department

COVID-19 Variance Metrics

Variance Metrics



Tri-County Health Department

Case Data: Adams, Arapahoe, and Douglas Counties

- Daily cases down from holiday spike, but still up from last year

Daily COVID-19 Cases by County

This histogram shows the daily incidence of newly reported cases of laboratory-confirmed COVID-19 cases by Report Date. This graph can be filtered by County or to see 3-day or 7-day rolling averages.

Color Legend

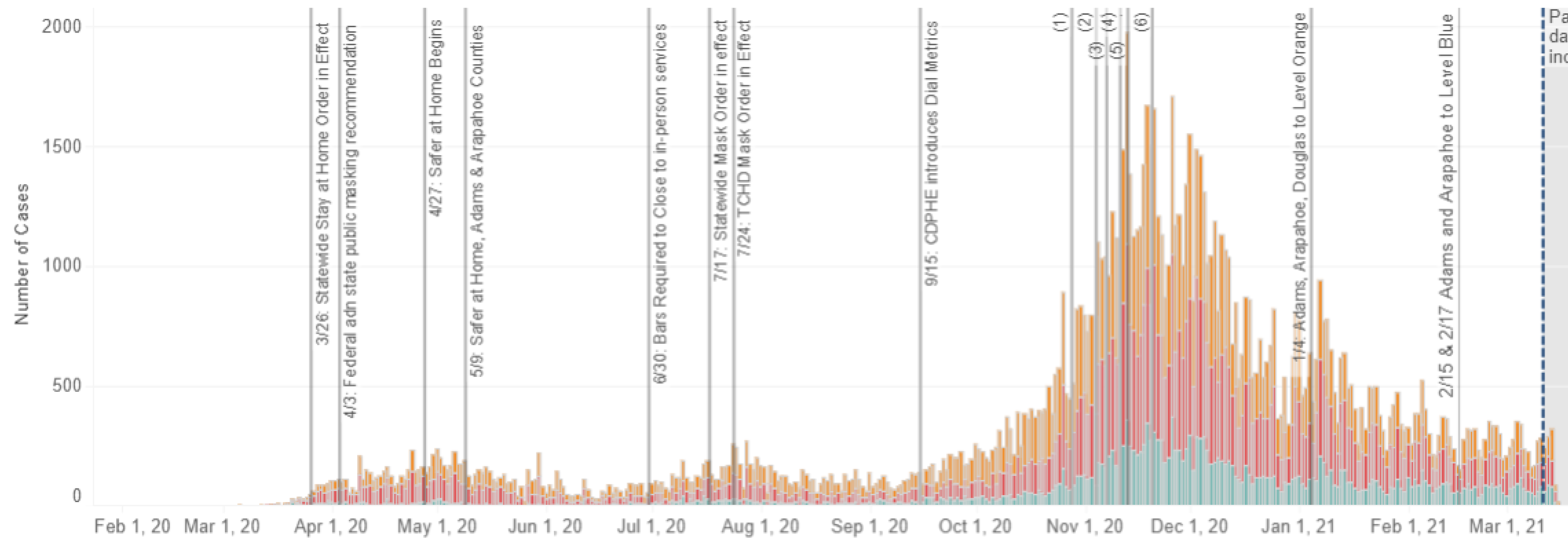
- Adams
- Arapahoe
- Douglas

County Filter

- ☒ (All)
- ☒ Adams
- ☒ Arapahoe
- ☒ Douglas

Statistic

- ☐ 3-Day Avg Total Cases
- ☐ 7-Day Rolling Avg, Daily Cases
- ☒ Total Cases



Case Data: Douglas County

- Currently averaging about 53 cases/day

Daily COVID-19 Cases by County

This histogram shows the daily incidence of newly reported cases of laboratory-confirmed COVID-19 cases by Report Date.

This graph can be filtered by County or to see 3-day or 7-day rolling averages.

Color Legend

Douglas

County Filter

(All)

Adams

Arapahoe

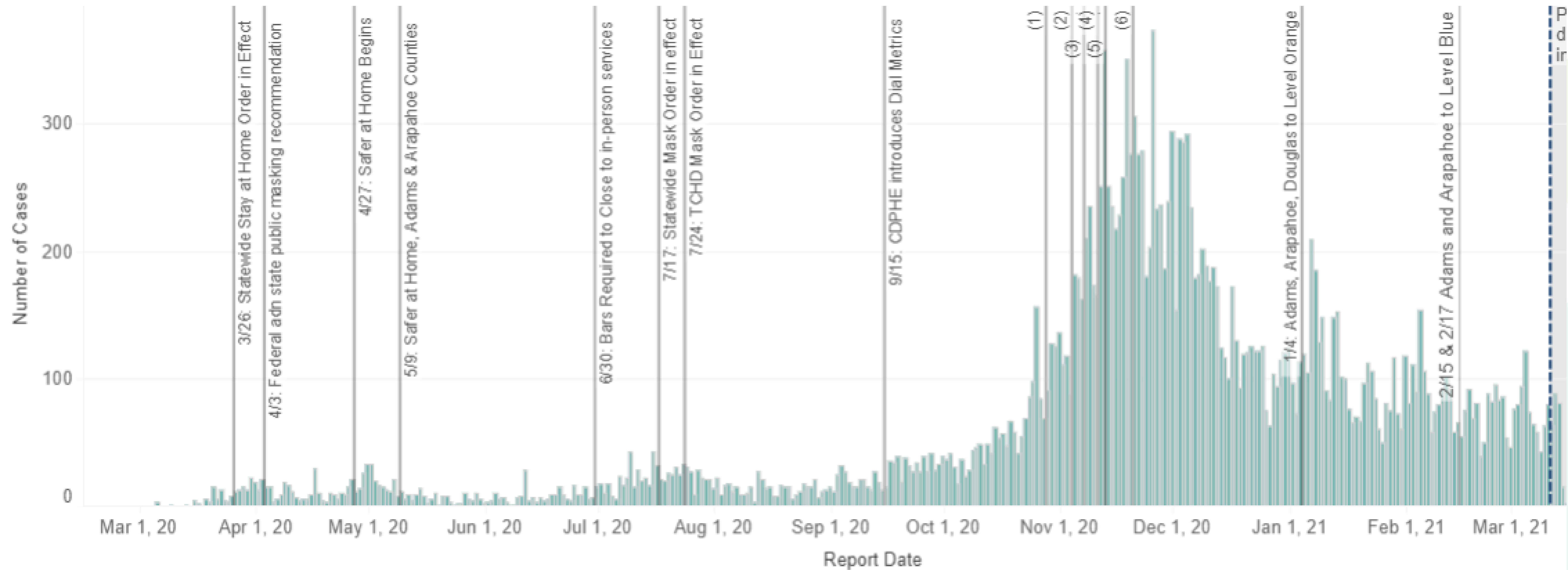
☒ Douglas

Statistic

3-Day Avg Total Cases

7-Day Rolling Avg, Daily Case

☒ Total Cases



Case Data: City of Parker

- City of Parker is currently averaging 10 cases/day

Municipality Selected: Parker

Confirmed & Probable COVID-19 Cases

3,809

Confirmed & Probable COVID-19 Deaths

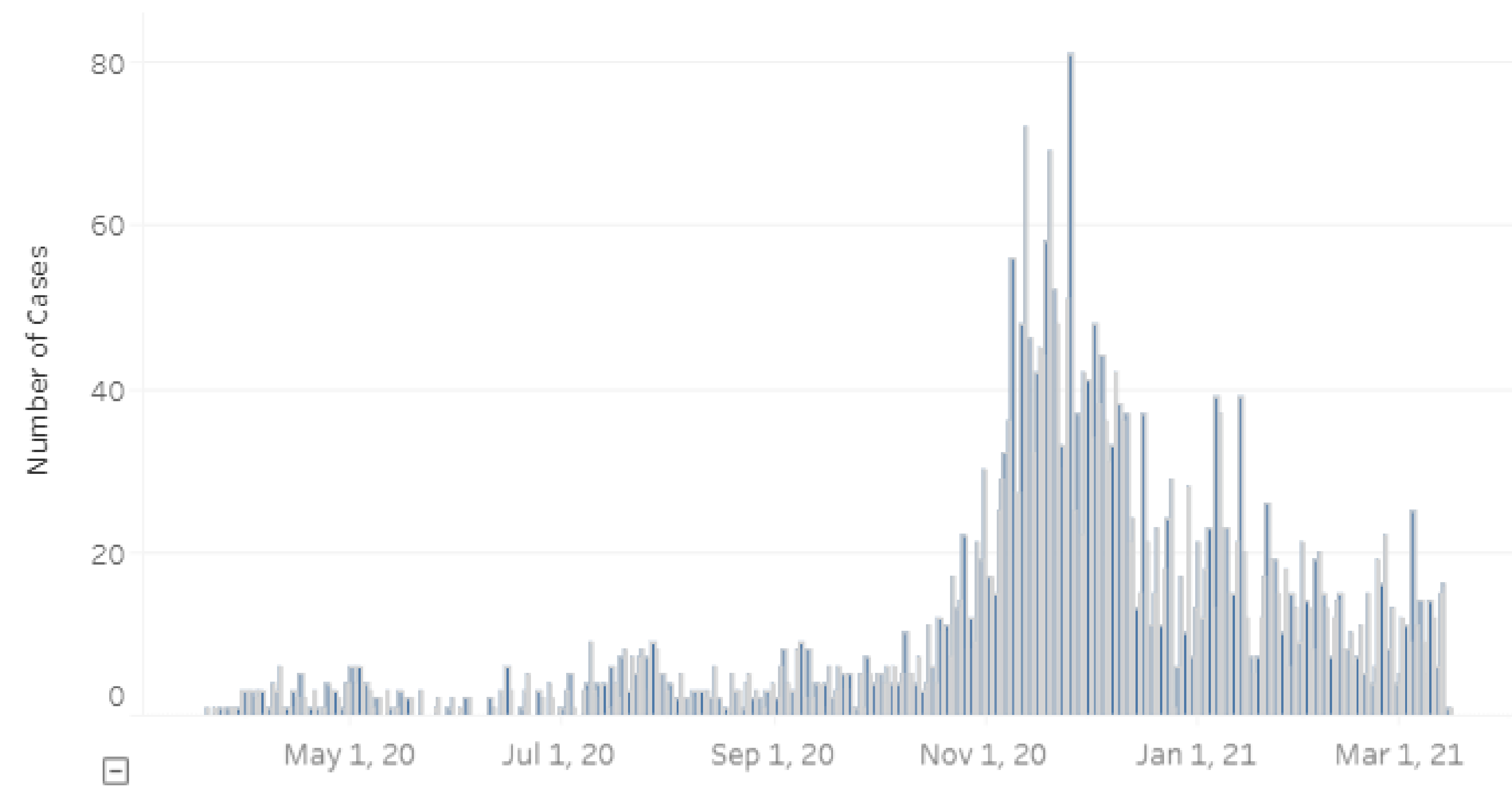
45

COVID-19 Cumulative Case Rate per 100K

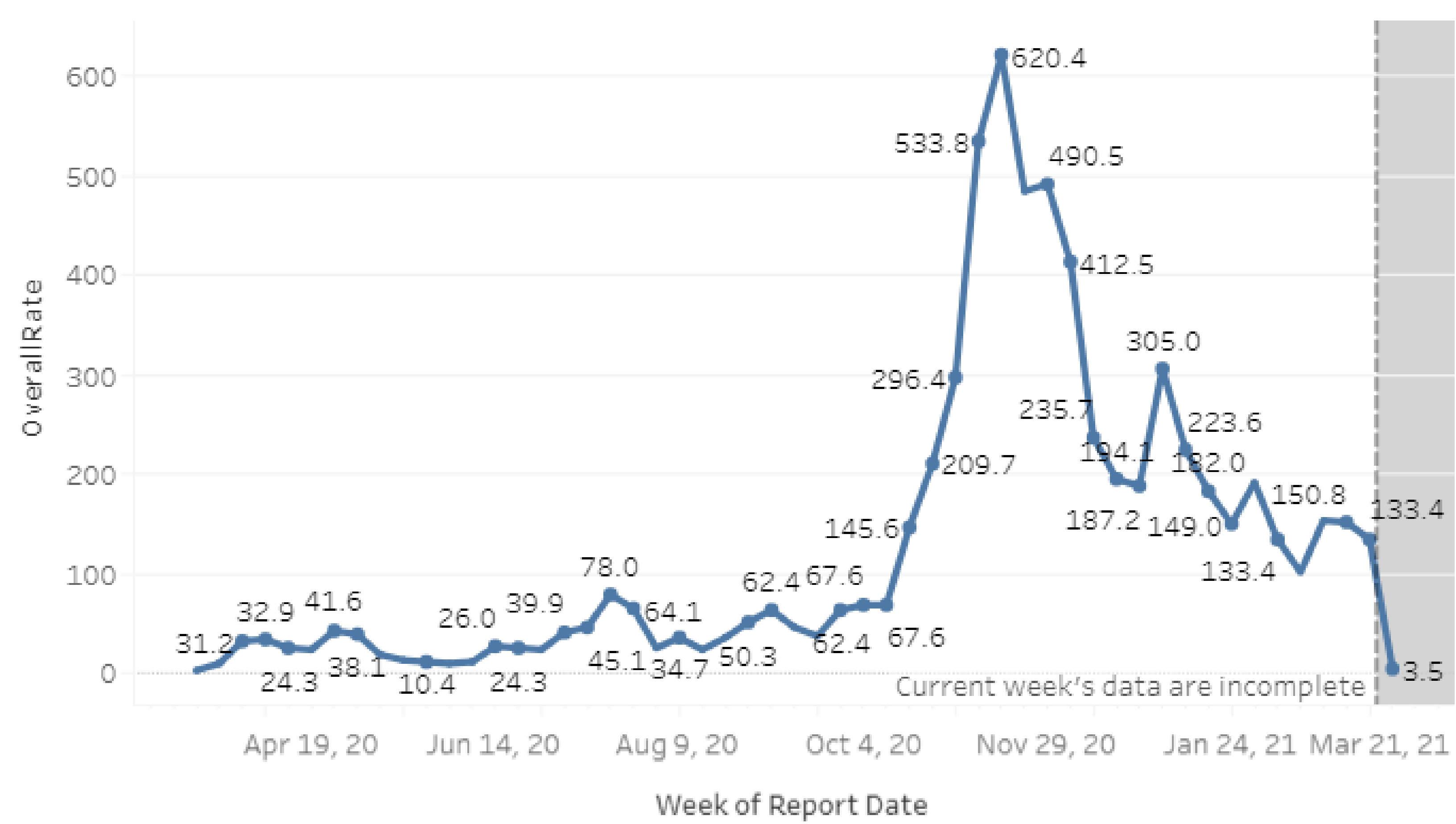
6,601

Epi Curve of Daily Confirmed and Probable COVID-19 Cases

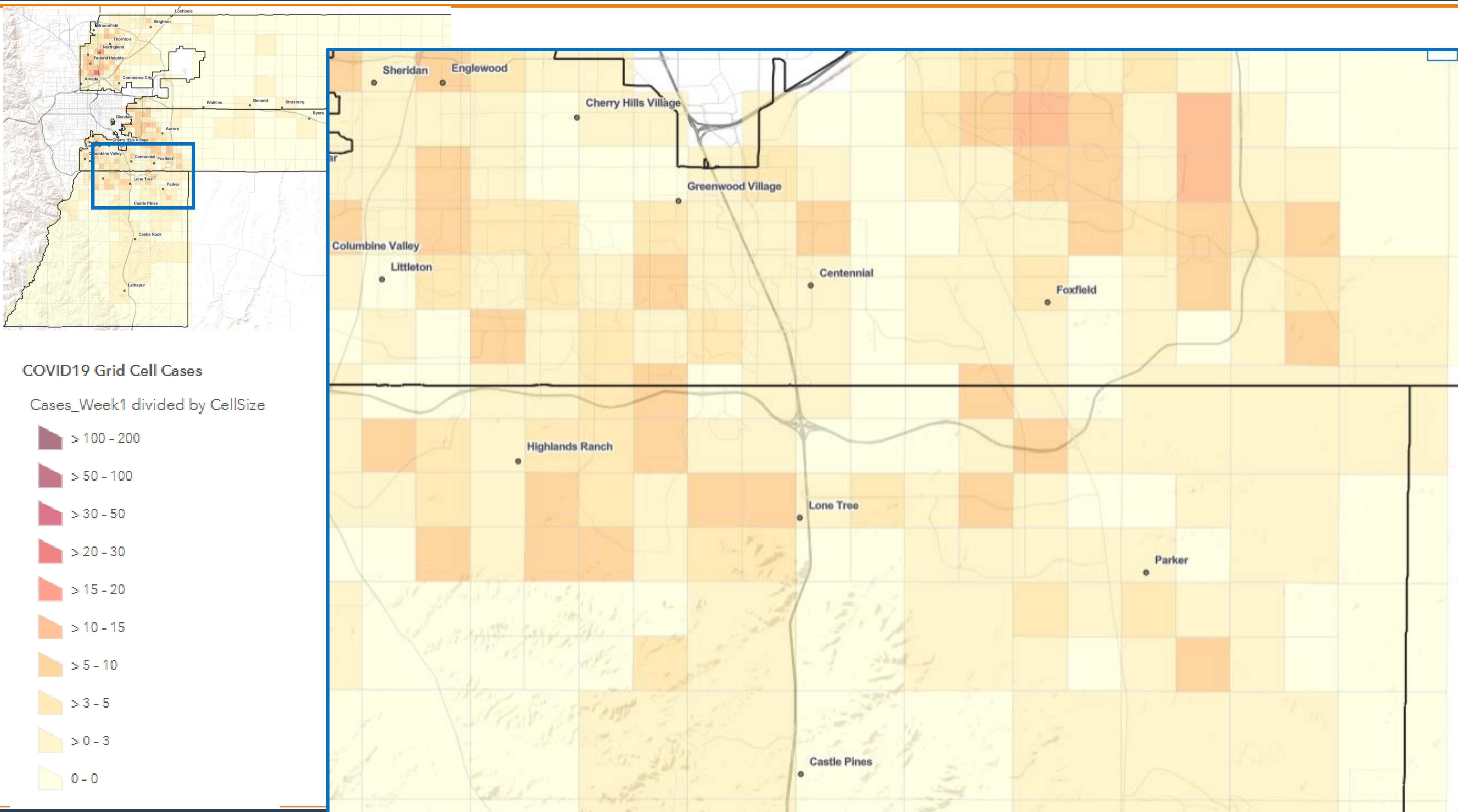
**This trend is updated daily. The number represented by the last data point may be incomplete



Weekly Incidence Rates, per 100,000



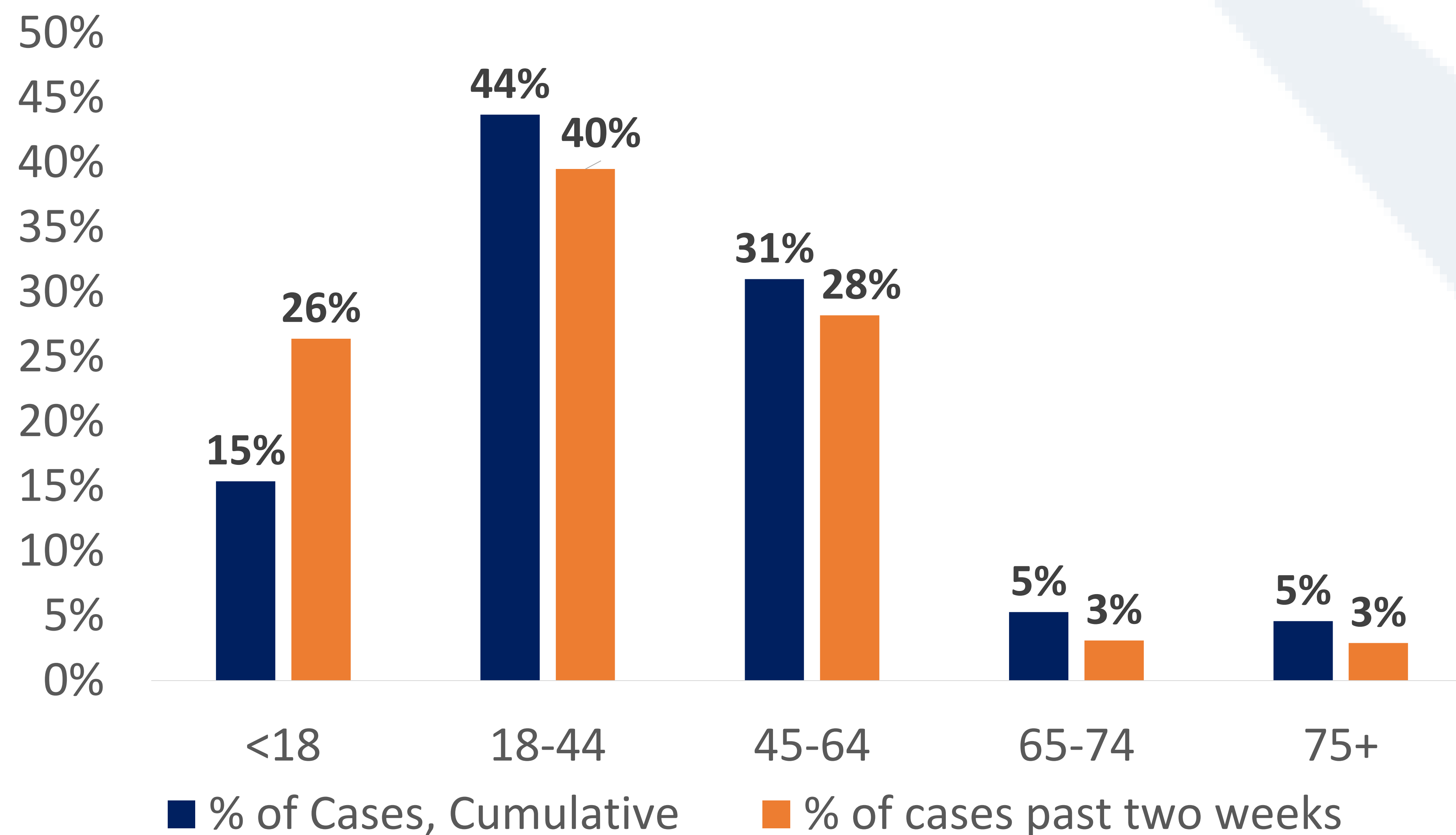
Location of cases: past week



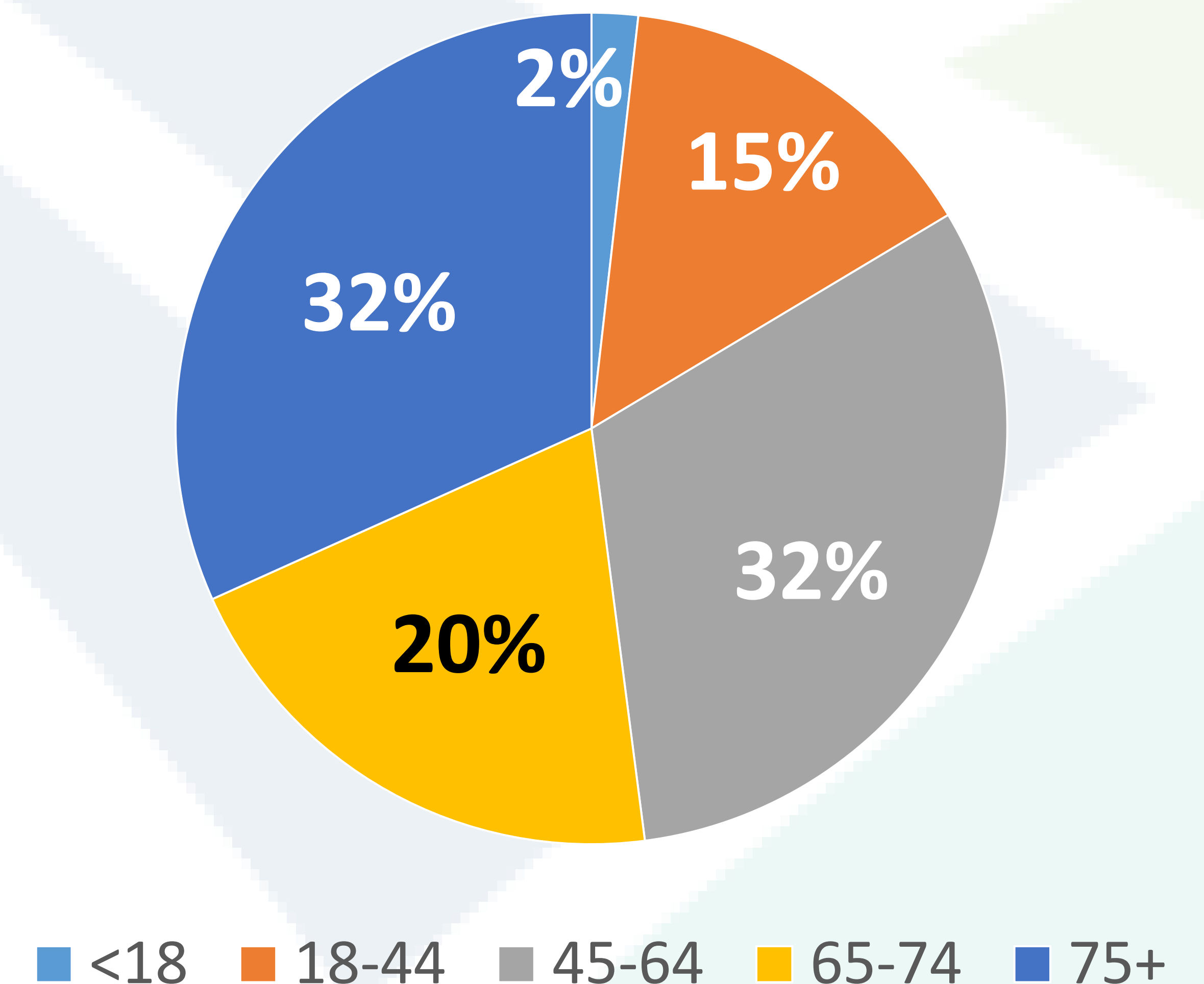
Case Characteristics

- Ages of cases are shifting. More younger cases, fewer older cases
- Majority of hospitalizations are aged 45+

Percent of Cases by Age Group, Cumulative v.
Past Two Weeks, Douglas County



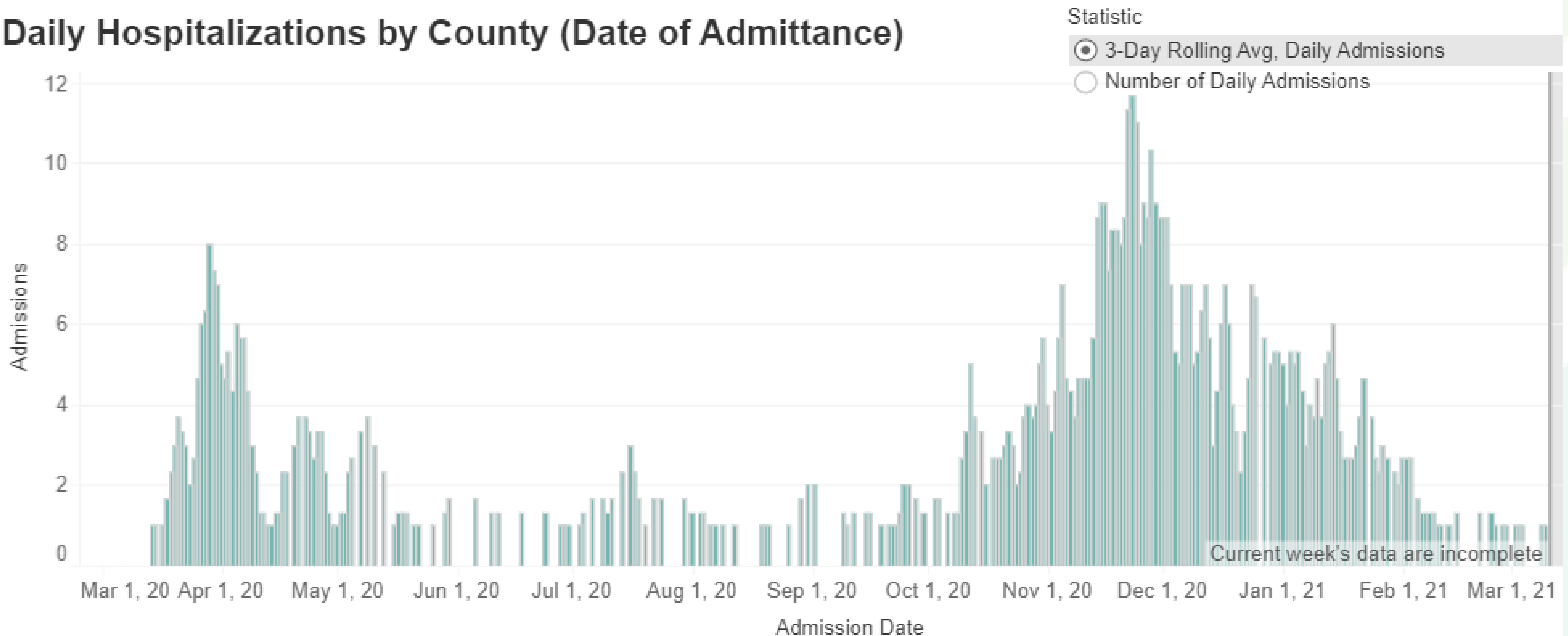
% of Hospitalizations, Douglas County, Cumulative



Hospitalizations (Date of first admission)

- Hospitalizations are also going down. Currently 24 COVID-related hospitalizations in Douglas County hospitals (150 on 12/1/20).
- Hospitalizations lag behind case reporting

Daily Hospitalizations by County (Date of Admittance)

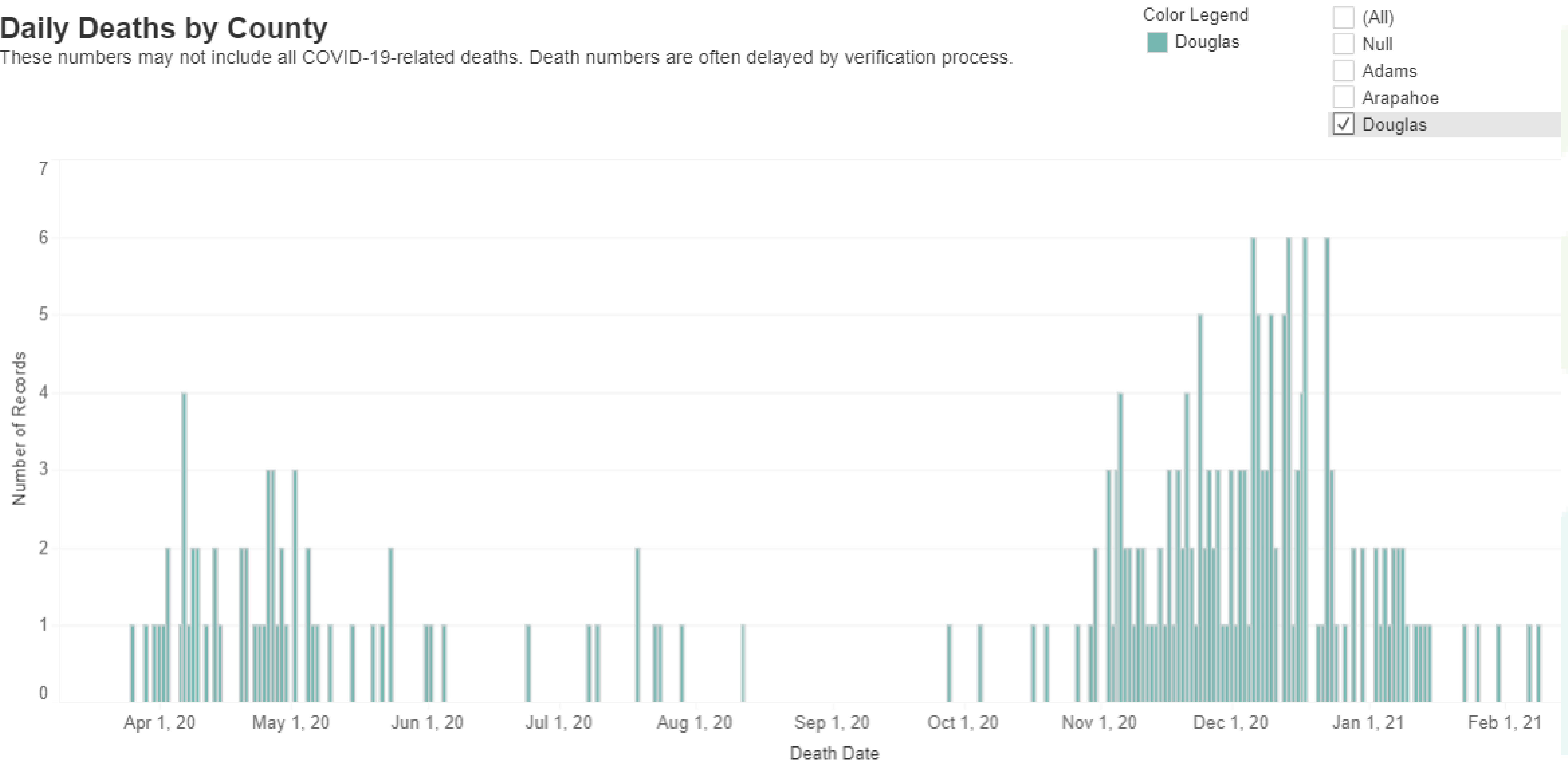


Deaths

- Deaths also going down. 233 deaths in DougCo. 82% to people 75+
- Deaths lag behind hospitalizations and case reporting

Daily Deaths by County

These numbers may not include all COVID-19-related deaths. Death numbers are often delayed by verification process.



Testing fairly consistent

% Tests Positive

% Positive, 2/28/2021 to 3/6/2021

5.3%

% Positive, 3/7/2021 to 3/13/2021

4.9%

Daily Trend of COVID-19 Testing in Last 5 Weeks

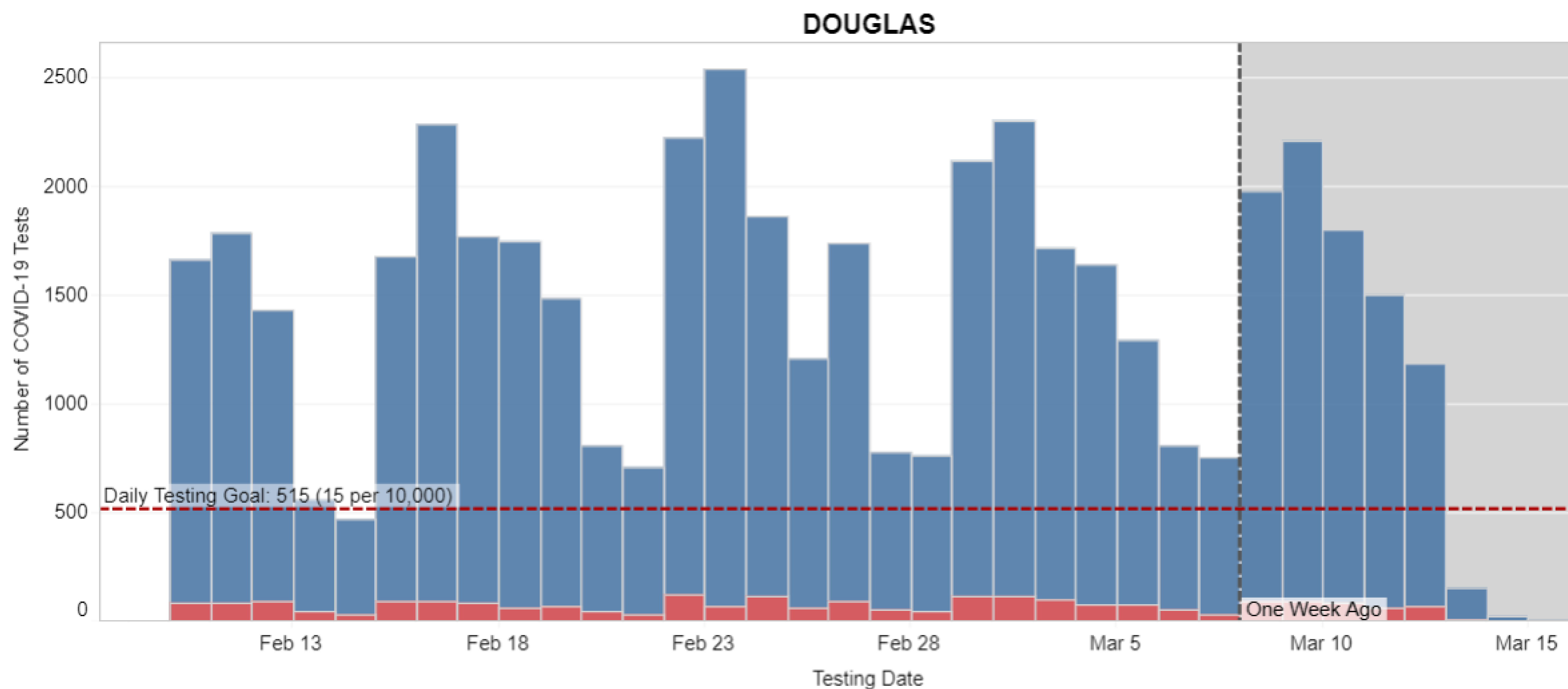
Past 7 Days: testing data may be incomplete due to processing delays

Protect our Neighbors Testing Goal: 15 tests per day per 10,000 residents

Color Legend

Positive Tests

Total Tests



Vaccine Resources

<https://www.tchd.org/866/COVID-19-Vaccine>

Vaccine Providers	Facts & Common Side Effects	Vaccine FAQ's	Vaccine Data	State's Phased Plan
-------------------	-----------------------------	---------------	--------------	---------------------

Colorado COVID-19 Vaccine Spotter	COVID-19 Vaccine Provider State Map
A tool to help you track down COVID-19 vaccine appointment openings at Colorado pharmacies. Updated every minute.	Due to vaccine shortages, providers on this map may or may not have vaccine or appointments currently available. Please call for information before visiting.

Our COVID-19 Vaccine Clinics are Now Open to All Eligible Phases

Individuals eligible in phases 1A, 1B.1, and 1B.2 will be prioritized off our waitlist. Plan to bring proof of eligibility to your appointment. Complete our [COVID-19 Vaccine form](#) and then you will be directed to make your appointment at one of our clinic locations.

Appointments are Required to Get Your COVID-19 Vaccine

COVID-19 vaccine appointments are limited due to the limited supply of vaccine available at each site. No walk-ins will be accepted and pre-registration is required for the providers listed below.

Other Providers in Our Area

Review the following providers for scheduling an appointment (walk-up vaccinations are not available).

- | | |
|---|--|
| <ul style="list-style-type: none">• Centura Health 866-414-1562• HealthONE 303-453-2477• Kaiser Permanente members e-visit non-members Review their flyer for details 855-550-0951• SCL Health current patients non-patients 1-833-762-0141• UCHealth 720-462-2255• STRIDE Community Health Centers 303-360-6276• Clinica Family Health 303-650-4460• Salud Family Health Centers 303-697-2583 | <ul style="list-style-type: none">• Thornton Fire 303-538-7602• Lincoln Health - Arapahoe County 719-740-2073• Peak Vista 719-344-7715• Safeway Pharmacies• King Soopers/City Market Pharmacies• Walmart Pharmacy• Sam's Club Pharmacy• CVS Pharmacy• Pharmaca Integrative Pharmacy 303-798-0388 |
|---|--|

Download, share, and print our flyer on [Where to Get a COVID-19 Vaccine](#) listing the locations with phone numbers. For additional providers, you can review the [state's complete list](#), their [Vaccine webpage](#), or call 1-877-CO VAX CO (1-877-268-2926).

- Direct links to vaccine sign-up lists
- Phone numbers for TCHD call center (303-220-9200) and state vaccine call center (1-877-CO-VAX-CO or 1-877-268-2926)



Vaccinations: Douglas County

25% of residents 16+ have received 1+ vaccine
16% of residents 16+ have completed vaccinations

Individuals Vaccinated by Age Group

Percent reflects the portion of that age group that has been vaccinated per county of residence (hover for population values)

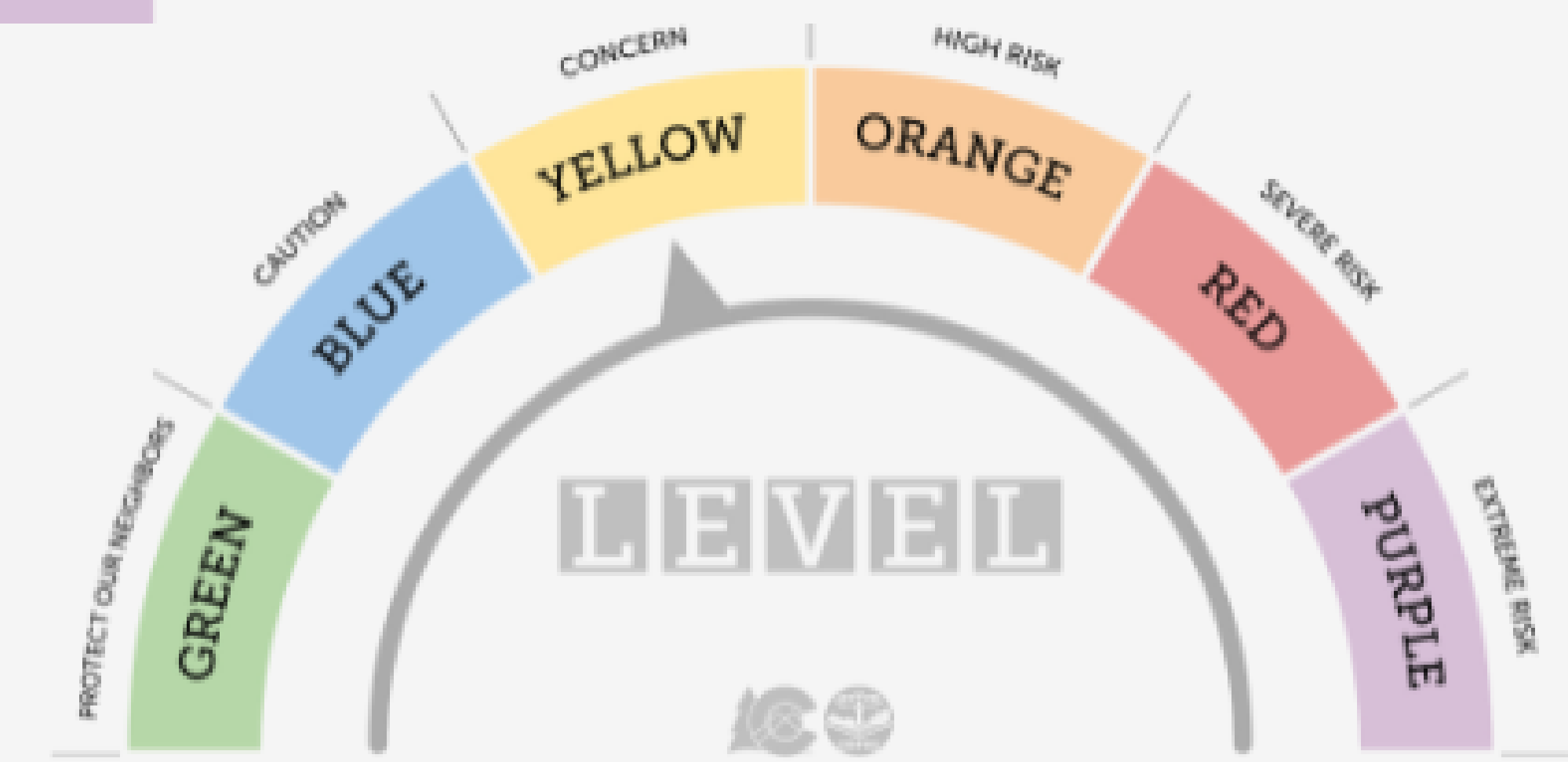
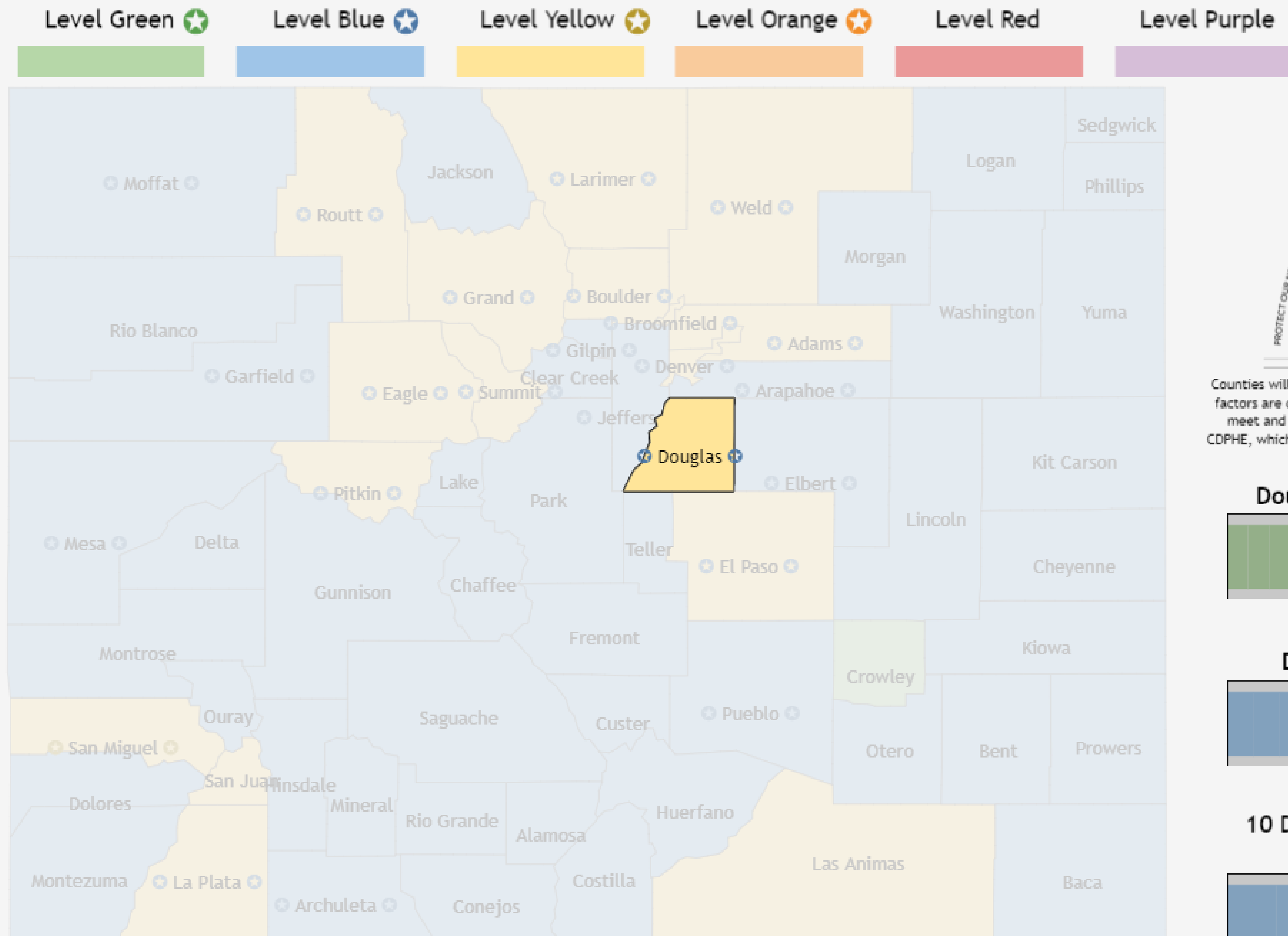
Age Group	Douglas	Total
16-64	38,323 15.7%	38,323 15.7%
65-69	10,700 68.8%	10,700 68.8%
70+	23,878 84.2%	23,878 84.2%
Total	72,901 25.3%	72,901 25.3%



The State's Dial System


Overall County Status

Click a County to View **Corresponding Dial & Dial-Related Metrics**
County data may be slightly different than state data due to data reporting timelines and outbreak exclusions.

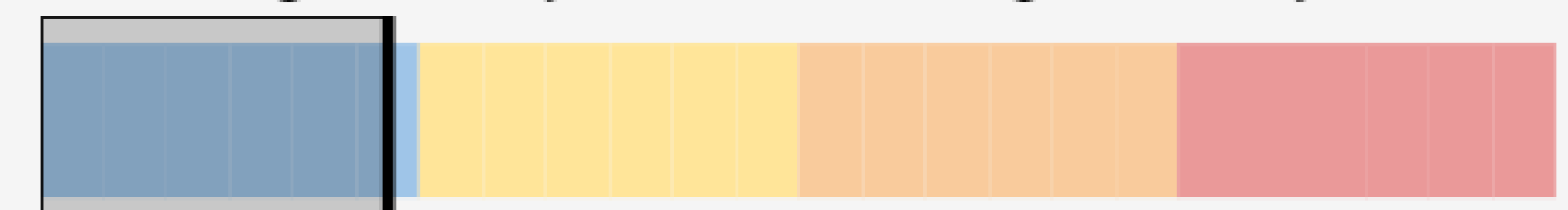


Counties will move between levels based on the metrics and will work with the state to ensure unique local factors are considered. In order to move to a less restrictive level (e.g., Level 2 to Level 1), counties must meet and sustain all three metrics for two weeks. Counties must engage in a consultation process with CDPHE, which may entail moving to a more restrictive level, when they are out of compliance with any of t..


Douglas County One-Week Cumulative Incidence: 98.70



Douglas County One-Week Average Positivity: 4.3%



10 Days of Declining or Stable Hospitalizations in Douglas County



Dial Restrictions by Level

WHAT ARE THE CAPACITY RESTRICTIONS AT EACH LEVEL?

	LEVEL GREEN: PROTECT OUR NEIGHBORS	LEVEL BLUE: CAUTION	LEVEL YELLOW: CONCERN	LEVEL ORANGE: HIGH RISK	LEVEL RED: SEVERE RISK	LEVEL PURPLE: EXTREME RISK
HIGH RISK POPULATIONS	Use caution Eligible for worker benefits and mandatory prioritization for remote work	Use caution Eligible for worker benefits and mandatory prioritization for remote work	Advised to Stay at Home Eligible for worker benefits and mandatory prioritization for remote work	Strongly advised to Stay at Home Eligible for worker benefits and mandatory prioritization for remote work	Stay at Home Eligible for worker benefits and mandatory prioritization for remote work	Stay at Home Ordered Eligible for worker benefits and mandatory prioritization for remote work
VARIANCES	Eligible for both <u>outdoor</u> and <u>indoor</u> site-specific variances if approved by LPHA	Eligible for both <u>outdoor</u> and <u>indoor</u> site-specific variances if approved by LPHA	Eligible for <u>outdoor</u> site-specific variances if approved by LPHA	Not eligible	Not eligible - Current variances reevaluted	Not eligible - Current variances revoked unless specifically allowed
PERSONAL GATHERING SIZE	Per local guidance	Up to 10 from no more than 2 households	Up to 10 from no more than 2 households	Up to 10 from no more than 2 households	None	None
CHILDCARE	Open	Open	Open	Open	Open	Open
P-12 SCHOOLS	In-person	In-person	In-person suggested	In-person suggested Counties are encouraged to prioritize in-person learning by suspending other extracurricular and recreational activities in order to preserve effective cohorting and minimize disruptions to in person learning	P-5: in person suggested Middle school: in-person, hybrid, or remote suggested High school: hybrid or remote suggested	In-person, hybrid, or remote as appropriate
HIGHER EDUCATION	In-person	In-person	In-person, hybrid, or remote as appropriate	In-person, hybrid, or remote as appropriate	Remote suggested, limited in-person when necessary	Remote suggested, very limited in-person when necessary
RESTAURANTS - INDOORS	50%* capacity or 500 people †	50% capacity or 175 people (or up to 225 with calculator) †	50% capacity or 50 people (or up to 150 with calculator) †	25% capacity or 50 people †	Indoor dining closed. Take out, curbside, delivery, or to go	Indoor dining closed. Take out, delivery, or to go is open



Dial Metrics

		LEVEL GREEN: PROTECT OUR NEIGHBORS	LEVEL BLUE: CAUTION	LEVEL YELLOW: CONCERN	LEVEL ORANGE: HIGH RISK	LEVEL RED: SEVERE RISK	LEVEL PURPLE: EXTREME RISK
NEW CASES	Must achieve all 8 Protect Our Neighbors metrics and complete the certification process		15-100 100,000 7 day	100-300 100,000 7 day	300-500 100,000 7 day	501+ 100,000 7 day	Statewide hospital capacity risks being breached; Crisis standards of care approaching
PERCENT TESTING POSITIVITY			No more than 5%	No more than 7.5%	No more than 10%	10% or higher	
HOSPITALIZATIONS			Hospitalized county residents: Increasing, stable, or declining? (Regional capacity will also be considered)	Hospitalized county residents: Increasing, stable, or declining? (Regional capacity will also be considered)	Hospitalized county residents: Increasing, stable, or declining? (Regional capacity will also be considered)	Hospital system capacity constrained State assistance requested for patient transport or staff augmentation	



TCHD: Dial Dashboard

<http://data.tchd.org/covid19/variance/>

Tracks Dial Measures:

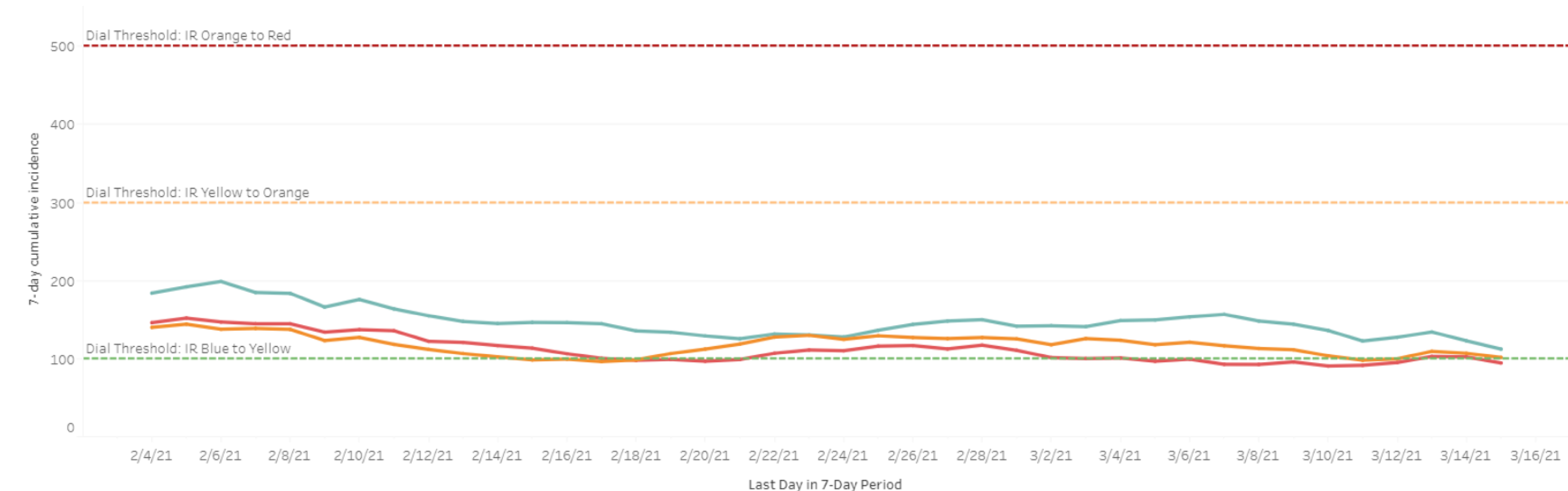
- 7-day incidence rate
- 7-day percent positivity

And school “caution metrics”

7-Day Incidence Rate per 100,000, by county*

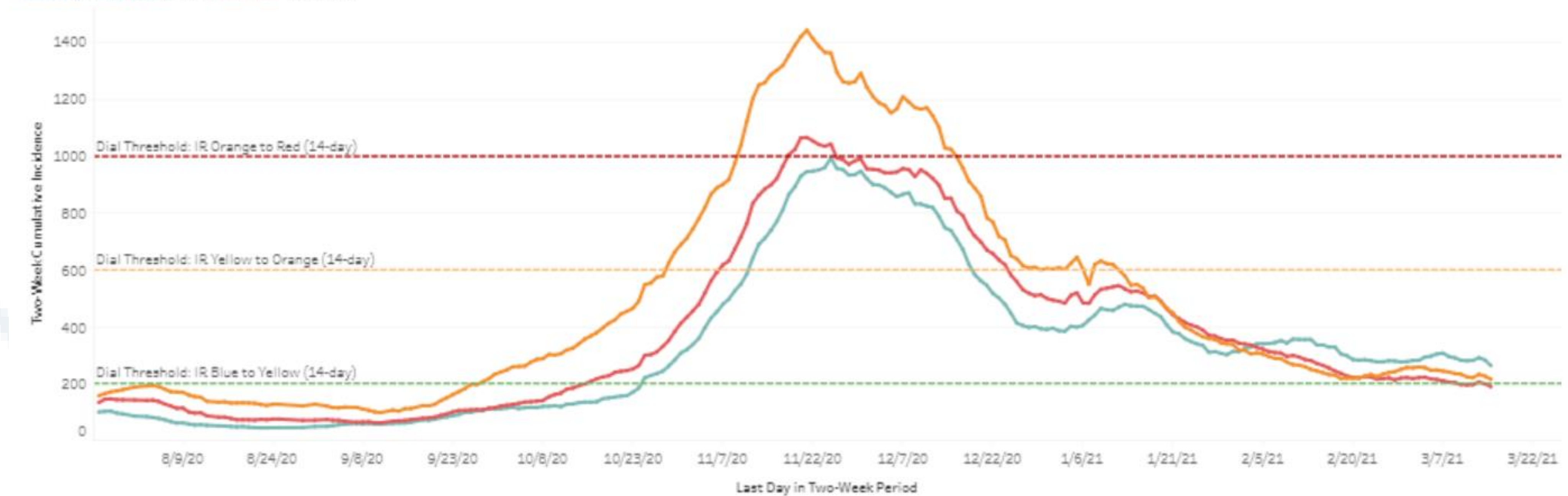
Adams, Arapahoe, and Douglas Counties

Data calculated by CDPHE since 2/4/2021



Two-Week Incidence Rate per 100,000, by county*

Adams, Arapahoe, and Douglas Counties





Questions?

Thank you!!

